

24 Caswell Bay Court,
Caswell, Swansea,
SA3 4RY

 2  2  2



24 Caswell Bay Court, Caswell, Swansea, SA3 4RY

£325,000



Welcome to a seaside sanctuary at Caswell Bay Court, where coastal living meets modern comfort. This ground floor two-bedroom apartment is a haven boasting mesmerizing vistas of the boundless sea.


As you step inside, the spacious lounge/dining room beckons, offering a seamless transition to a private seating area. Revel in the symphony of crashing waves while entertaining or simply unwinding against the backdrop of the azure horizon.

The master bedroom, complete with an en-suite, offers a serene retreat. Bedroom two promises comfort and flexibility, perfect for guests or as a versatile space according to your needs.

This coveted residence isn't just about the stunning interiors—the beach is practically at your doorstep. Enjoy the luxury of a stone's throw proximity to the sandy shores, allowing for spontaneous strolls along the coastline and absorbing the beauty of Caswell Bay.

Convenience is further elevated with dedicated parking for one vehicle, ensuring ease and accessibility for residents and guests alike.

This is more than an apartment; it's an invitation to embrace coastal living at its finest. Discover the allure of waking up to the sound of the waves and savoring sunsets over the sea from your own slice of paradise.



Entrance

Via a hardwood door into the hallway.

Hallway

With a door to storage cupboard. Door to airing cupboard. Door to bathroom. Doors to bedrooms. Door to the lounge. Wall-mounted electric heater.

Bathroom

7'10" x 5'6"

You have a corner shower cubicle. WC. Wash hand basin. Tiled floor. Tiled walls. Extractor fan. Wall-mounted electric heater.

Bedroom One

9'0" x 15'9" x

You have a double glazed window to the rear. Door to en suite. Wall-mounted electric heater.

En-Suite

5'8" x 7'5"

With a frosted double glazed window to the rear. Walk in shower. W/C. Wash hand basin.

Bedroom Two

8'6" x 15'10"

You have a double glazed window to the rear and a wall-mounted electric heater.

Lounge

11'2" x 14'10"

You have an opening to the kitchen. Wall-mounted electric heater. Double glazed sliding door to the front balcony which offers breathtaking sea views of Castle Bay and beyond.

Kitchen

7'8" x 14'2"

The kitchen is fitted with a range of base and wall units. Running work surface incorporating a one and a half bowl sink and drainer unit. Four ring gas hob with oven and grill under. Extractor hood over. Integral fridge. Integral freezer. Plumbing for washing machine. Space for tumble dryer. Tiled floor.



Services



Mains electric. Mains sewerage. Mains water. Broadband type - superfast fibre. Mobile phone coverage available with O2, Three & Vodafone.

Council Tax Band


Council Tax Band - F

Tenure

Leasehold (share of the freehold)





Energy Efficiency Rating		
	Current	Potential
Very energy efficient - lower running costs		
(92 plus) A		
(81-91) B		
(69-80) C		
(55-68) D		
(39-54) E		
(21-38) F		
(1-20) G		
Not energy efficient - higher running costs		
England & Wales	EU Directive 2002/91/EC	



Total area: approx. 74.0 sq. metres (796.9 sq. feet)

Astleys use all reasonable endeavours to supply accurate property information in line with the consumer protection from unfair trading regulations 2008. These property details do not constitute any part of the offer or contract and all measurements are approximate. The matters in these particulars should be independently verified by prospective purchasers and it should not be assumed this property has all the necessary building regulations and planning permissions. Any heating, services and appliances have not been checked or tested. Floor plan is not to scale and is for illustrative purposes only.

Plan produced using PlanUp.